

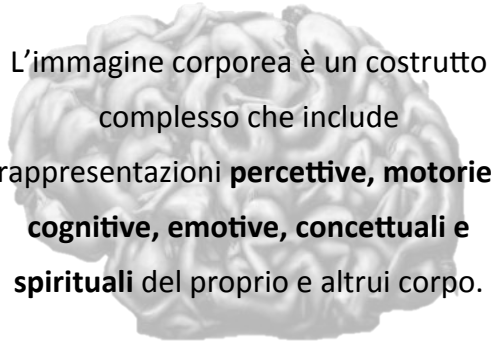


Il Corpo nel Cervello: Tra Percezione e Rappresentazione.



Cosimo Urgesi
Università di Udine e IRCCS E. Medea

Le Rappresentazioni Neurali del Corpo



L'immagine corporea è un costrutto complesso che include rappresentazioni **percettive, motorie, cognitive, emotive, concettuali e spirituali** del proprio e altrui corpo.



Riconoscimento Visivo




“All over the world, self begins with body”
(Baumeister, RF, 1999. The Self in Social Psychology. Psychology Press /Taylor & Francis)

Il Riconoscimento visivo del proprio corpo e volto, già presente nei primi mesi di vita e nei primati non umani (Anderson, 1984; Gallup, 1982)



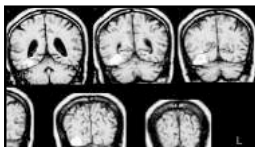
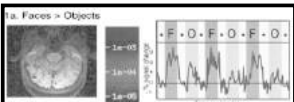
Le facce nel cervello




Effetto di Inversione

Prosopagnosia
Incapacità selettiva nel riconoscimento di volti con preservato riconoscimento di altri oggetti.

Area occipitale e fusiforme per le facce (OFA & FFA)
Attivazione selettiva alla presentazione visiva di volti (Kanwisher et al., 1997)

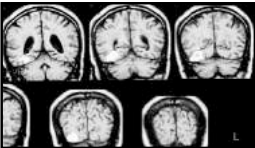



Le facce nel cervello

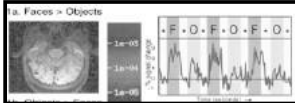


Effetto di Inversione



Prosopagnosia
Incapacità selettiva nel riconoscimento di volti con preservato riconoscimento di altri oggetti.



Area occipitale e fusiforme per le facce (OFA & FFA)
Attivazione selettiva alla presentazione visiva di volti (Kanwisher et al., 1997)





E il Corpo?

Disturbi neurologici dell'immagine corporea (micro- o macro-somatognosie)

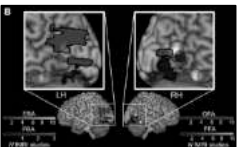
Disturbi psichiatrici dell'immagine corporea

Il corpo nel cervello

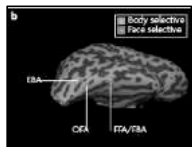



Effetto di Inversione


Agnosia per il corpo
(Moro et al., Neuron, 2008).

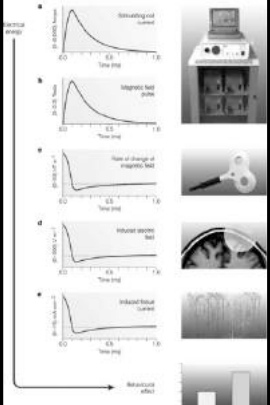


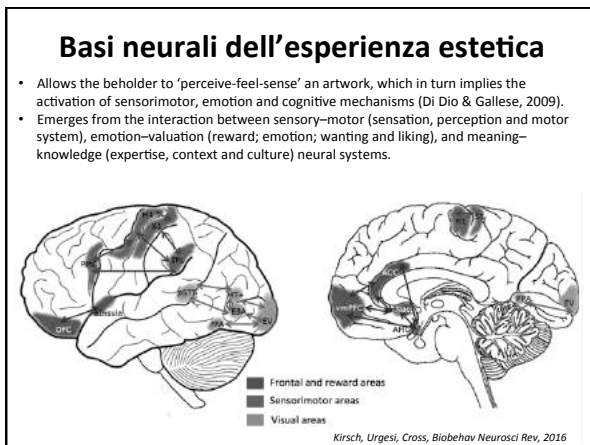

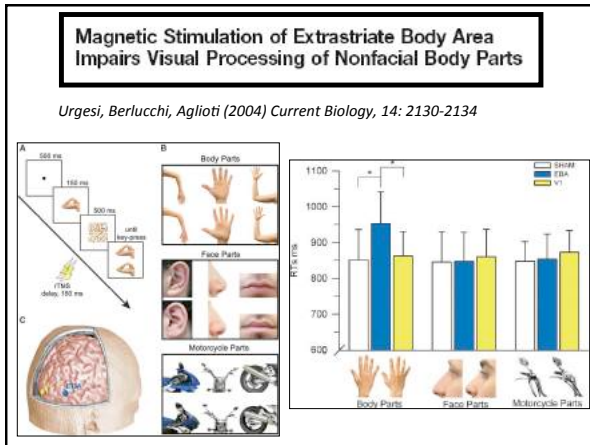
Area extrastriata (EBA & FBA)

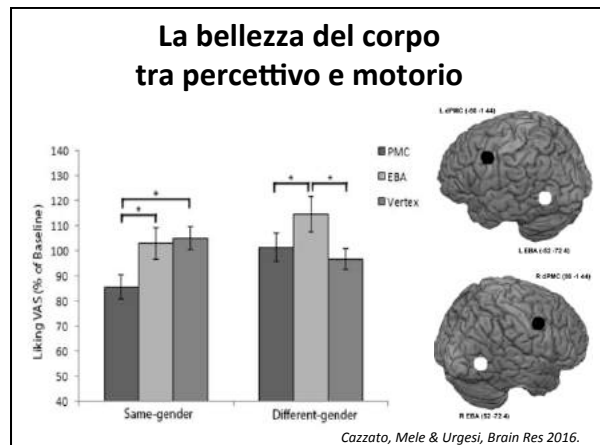

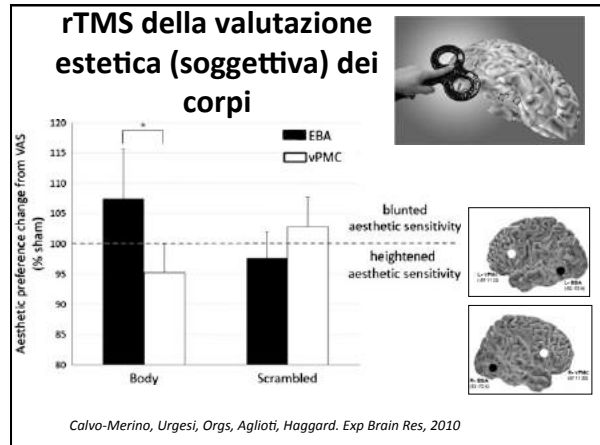
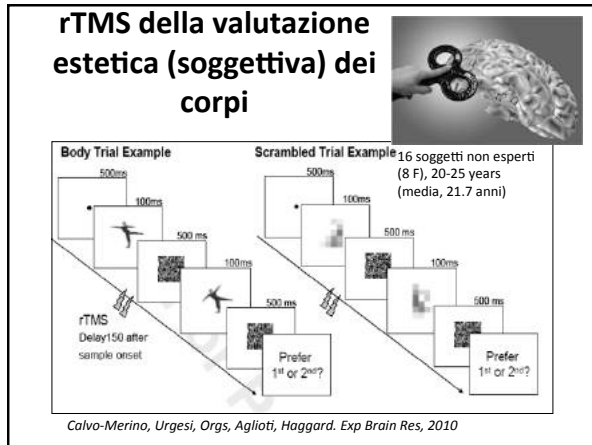


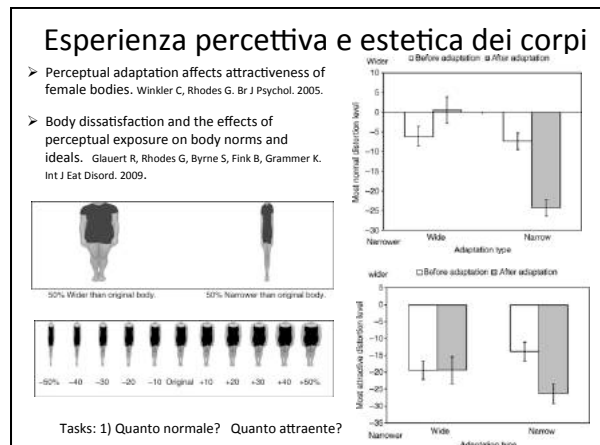
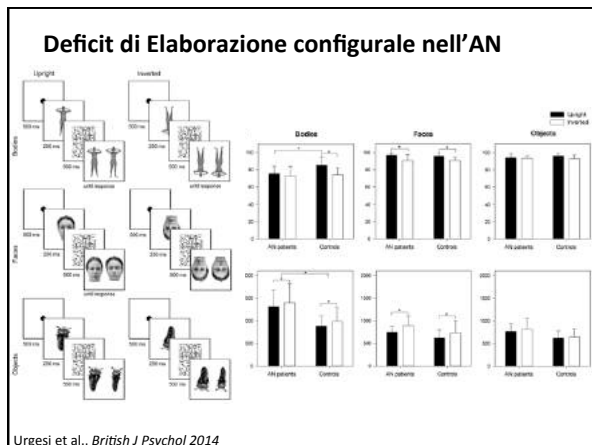
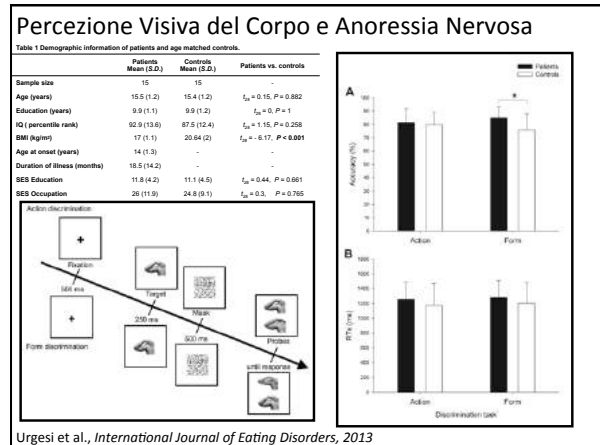
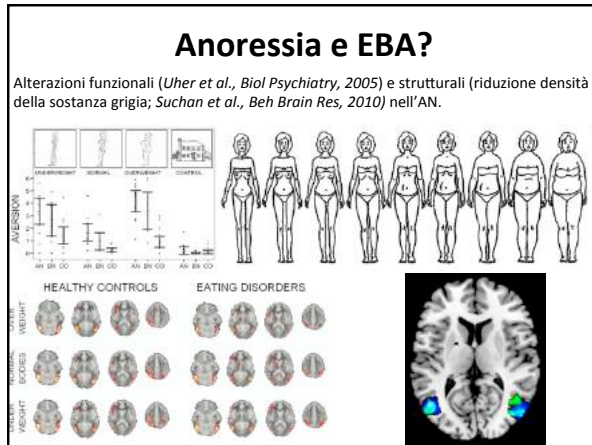
Transcranial Magnetic Stimulation (TMS)











Thin or round models? The importance of perceptual experience in the esthetic appreciation of the body

Esposizione (8 min) Valutazione pre vs post

Time: 500 ms Fixation Point, 150 ms Target, 500 ms Mask, Until the subject response Aesthetic judgment

Condizione Thin
Condizione Round
Condizione 50% Thin/Round

Mele, Cazzato, Urgesi. PlosOne 2013

Esperienza percettiva e estetica dei corpi

Patients

Adulti

Controls

Cazzato, Mian, Mele, Tognana, Todisco, Urgesi. Exp Br Res 2015


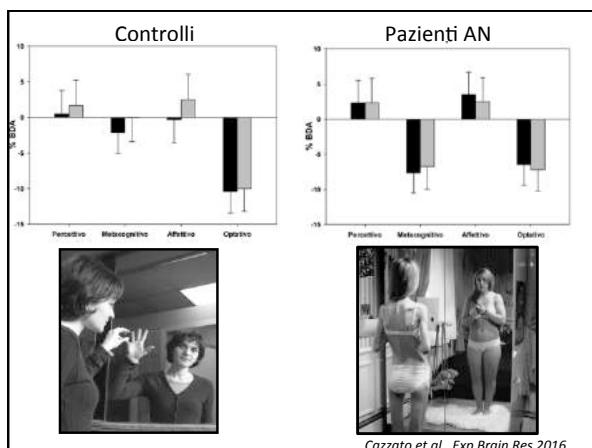
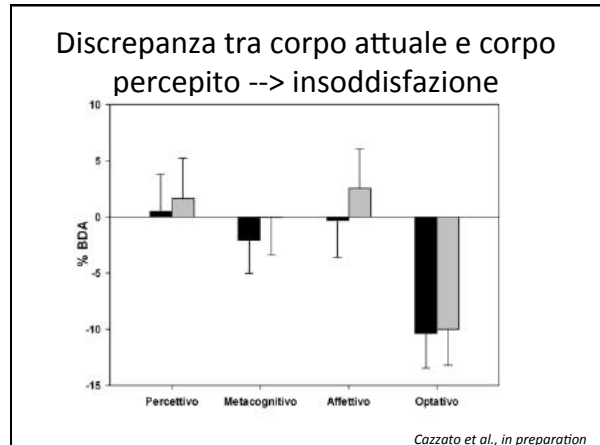
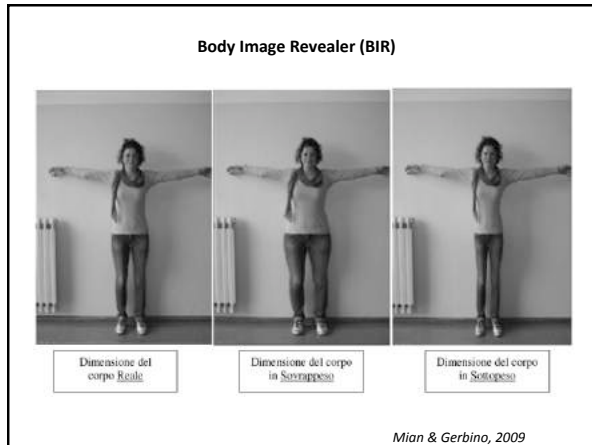
Esperienza percettiva e estetica dei corpi

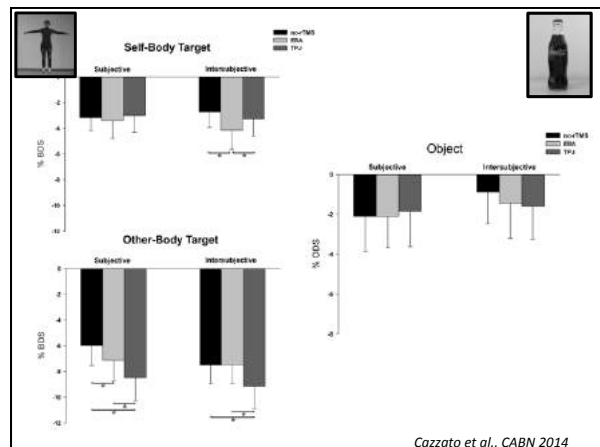
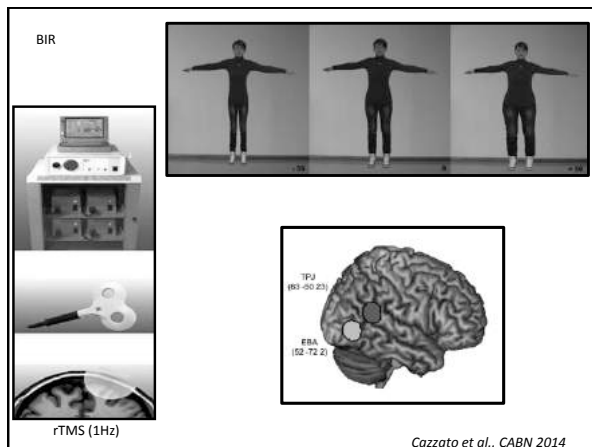
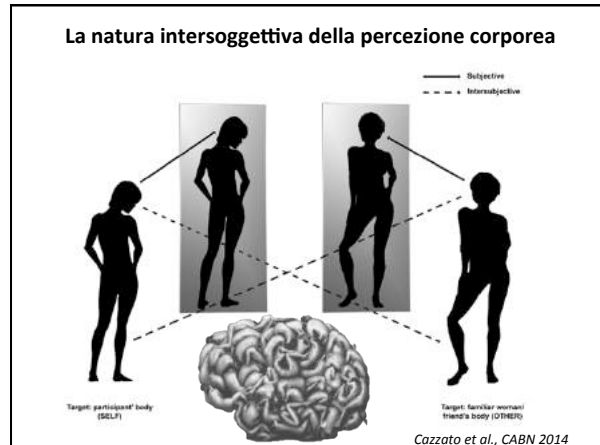
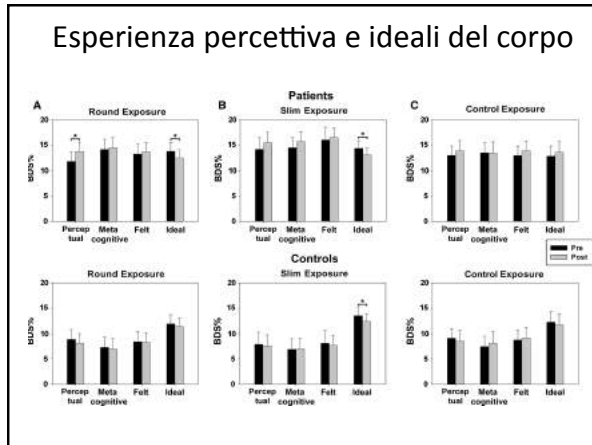
Adolescenti

Mele, DiTaranto, Cazzato, Fabbro, Mūratori, Urgesi. Body Image 2016.

Rigid norm-based coding in AN

- H1: **Perceptual adaptation** (opposite size misperception)
 - Round exposure -> round ↑ thin ↑
 - Thin exposure -> round ↓ thin ↓
- H2: **norm-based coding** (more familiar is better)
 - Round exposure -> round ↑ thin ↓
 - Thin exposure -> round ↓ thin ↑





Conclusioni

- EBA coinvolta nella prospettiva allocentrica sul corpo
- TPJ coinvolta nella rappresentazione del corpo degli altri
- Distorsioni a livello di queste aree possono portare a disturbi della rappresentazione percettiva e metacognitiva del corpo



Valentina Cazzato



Viviana Capurso

GRAZIE!



<http://people.uniud.it/page/cosimo.urgesi>



Sonia Mele

Supported by

-Italian Ministry of Health, *Giovani Ricercatori GR-2008-1137139*
-Italian Ministry of University, *Futuro In Ricerca 2012, RBFR12F0BD*
-Scientific Institute IRCCS E.Medea (*Ricerca Corrente 2014-2016*)



Emanuel Mian



Andrea Serino